



ASSIGNMENT OVERVIEW

You will select a National Historic Site from eastern Canada (ON/QB/NB/PE/NS/NL) and create a 2 minute video which includes all the content listed below.


WHAT TO INCLUDE

Students are required to include the following information in their video:



LOCATION

- Where is your National Historic Site located (city/town/province).




BRIEF HISTORY

- Why is this site famous? What contribution has it made to Canadian society? Offer a brief history in your video which touches on those two questions.



TOURISM INFORMATION

- What are the entrance fees? What are the facilities available on site (food/washrooms/museums etc) and what are the hours of operation.



LENGTH


- All videos must be between 2 and 3 minutes in total length.



CITATIONS/CREDITS

- All information and images should be cited at the end of your video in a credits roll.

HOW TO DO IT



You may use your phone, iPad, laptop or camera to record your video. Videos should be completed and saved as an MP4 format or uploaded to an accessible YouTube channel. YouTube submissions will require a link to the video.

ALL ASSIGNMENTS MUST BE SUBMITTED THROUGH THE BLACKBOARD LINK, EMAIL SUBMISSIONS WILL NOT BE PERMITTED. YOUTUBE LINKS MUST BE SUBMITTED ON BLACKBOARD AS WELL!